



Set up a Facebook fundraiser for the TSA

Did you know that you can fundraise through Facebook for the TSA, giving you a quick and easy way to improve the lives of people affected by TSC?

With over 1 billion people active on Facebook, it's likely that nearly every adult you know will be on there too, making it the fastest and most direct way of reaching out to everyone you know simultaneously. Not only this, but 100% of the money you raise through Facebook will come directly to us!

This guide is here to show you the few simple steps to start your Facebook fundraising today.

Remember: The TSA fundraising team is here to help you at every step of the way. Be sure to get in touch with any questions: fundraising@tuberous-sclerosis.org / 0300 222 5737

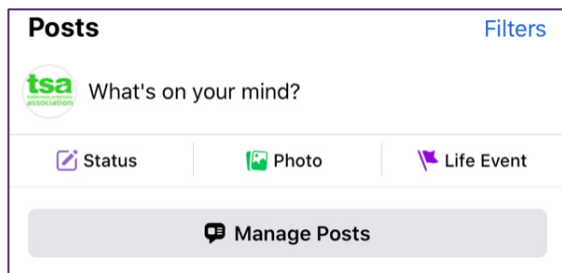
Contents

How to set up a Facebook fundraiser on your own Facebook account	2
How to set up a Facebook fundraiser through the TSA's Facebook page	3
How to set up a Facebook fundraiser when it's your birthday	3
Occasions and ideas for when to set-up a Facebook fundraiser	4



How to set up a Facebook fundraiser on your own Facebook account

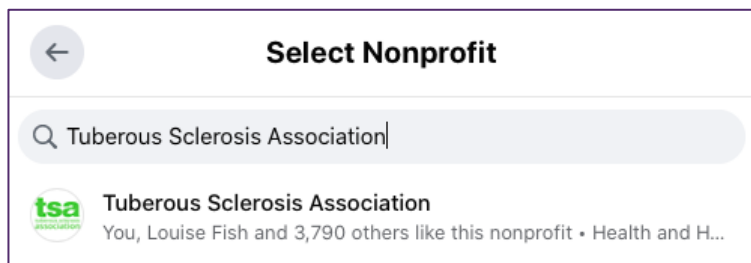
1. When entering Facebook, click where it asks you 'What's on your mind?'



2. This will bring you to a long list of options. Select the 'Support non-profit' option (see below). If you're on a desktop, this option might say 'Raise money' instead



3. Search for and select the 'Tuberous Sclerosis Association' to nominate us as your chosen charity

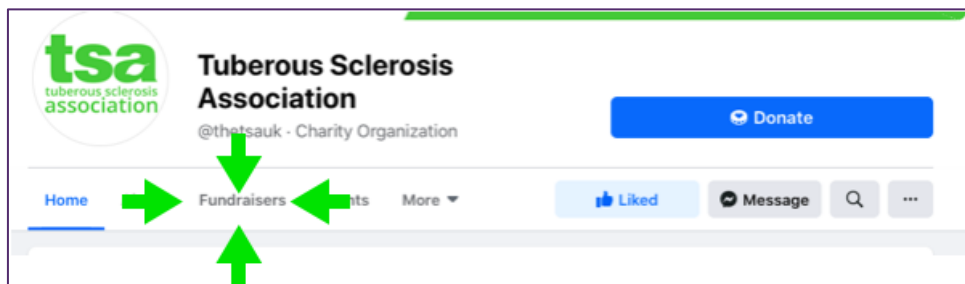


4. Tell your friends why you've chosen to fundraise for the TSA, press post and, just like that, your Facebook fundraiser has begun!

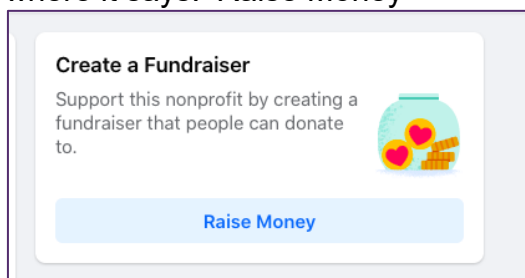


How to set up a Facebook fundraiser through the TSA's Facebook page

1. Go to the TSA's Facebook page and click on the 'Fundraisers' section.



2. On the right-hand side of the page, there will be a box titled 'Create a Fundraiser'. Click where it says: 'Raise Money'

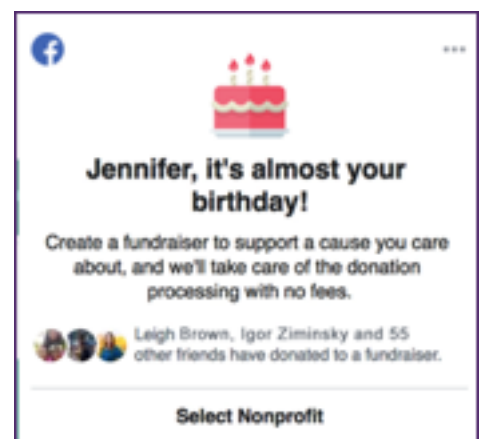


3. Follow the prompts to set up your TSA fundraiser!

How to set up a Facebook fundraiser when it's your birthday

If you have your birthday linked to your Facebook profile, you can set up a birthday fundraiser! People love to donate to these as a birthday gesture to you and your chosen charity.

Two weeks before your big day, Facebook will ask you if you want to set one up. All you then need to do is follow the prompts from that notification and you'll be on your way to fundraising for the TSA in no time.





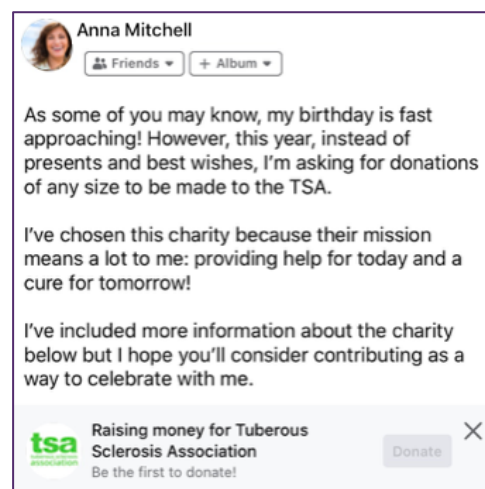
Occasions and ideas for when to set-up a Facebook fundraiser

If you need some inspiration for your Facebook fundraiser, here's some ideas and examples that we encourage you to take, adapt and make your own:



Special occasions:

We've already mentioned birthday fundraisers, but you can also set up Facebook fundraisers for other special occasions too – be it the birth of a baby, an anniversary or celebrating a new job, they're all incentives for donations from friends and family!



Awareness days:

Days like TSC Global Awareness Day (May 15th), World Autism Day (April 2nd) or Purple Day for epilepsy awareness (March 26th), are all great chances for you to raise some funds for TSA as we help the TSC community live with these conditions



Family updates/Blogs:

The TSC community has many active Facebook bloggers and family pages that raise awareness and share personal updates. If this is something you do why not add a donate option!